


STATEMENT OF APPROPRIATIONS, ALLOTMENTS, OBLIGATIONS, DISBURSEMENTS AND BALANCES
As at the Quarter Ending March 31, 2023


Department : State Universities and Colleges (SUCs)
 Agency/Entity : Tarlac State University
 Operating Unit : < not applicable >
 Organization Code (UACS) : 08 037 0000000
 Fund Cluster : 01 Regular Agency Fund
 (e.g. UACS Fund Cluster: 01-Regular Agency Fund, 02-Foreign Assisted Projects Fund, 03-Special Account-Locally Funded/Domestic Grants Fund, and 04-Special Account-Foreign Assisted/Foreign Grants Fund)


	Current Year Appropriations
	Supplemental Appropriations
X	Continuing Appropriations

Particulars	UACS CODE	Appropriations			Allotments					Current Year Obligations					Current Year Disbursements					Balances				
		Authorized Appropriations	Adjustments (Transfer To/From, Realignment)	Adjusted Appropriations	Allotments Received	Adjustments (Withdrawal, Realignment)	Transfer To	Transfer From	Adjusted Total Allotments	1st Quarter Ending March 31	2nd Quarter Ending June 30	3rd Quarter Ending September 30	4th Quarter Ending December 31	TOTAL	1st Quarter Ending March 31	2nd Quarter Ending June 30	3rd Quarter Ending September 30	4th Quarter Ending December 31	TOTAL	Unreleased Appropriations	Unobligated Allotments	Unpaid Obligations (15-20)=(23+24)		
		3	4	5=(3+4)	6	7	8	9	10=(8+9+7+4+9)	11	12	13	14	15=(11+12+13+14)	16	17	18	19	20=(16+17+18+19)	21=(5-10)	22=(10-15)	23	24	
I. Continuing Appropriations		134,921,535.69	0.00	134,921,535.69	102,421,015.69	0.00	0.00	0.00	102,421,015.69	17,890,005.47	0.00	0.00	0.00	17,890,005.47	5,120,631.59	0.00	0.00	0.00	5,120,631.59	32,500,520.00	84,531,010.22	0.00	0.00	12,769,373.88
L. Agency Specific Budget		134,921,535.69	0.00	134,921,535.69	102,421,015.69	0.00	0.00	0.00	102,421,015.69	17,890,005.47	0.00	0.00	0.00	17,890,005.47	5,120,631.59	0.00	0.00	0.00	5,120,631.59	32,500,520.00	84,531,010.22	0.00	0.00	12,769,373.88
General Administration and Support	1000001000000000	16,219,025.25	0.00	16,219,025.25	16,219,025.25	0.00	0.00	0.00	16,219,025.25	2,896,467.72	0.00	0.00	0.00	2,896,467.72	1,755,990.15	0.00	0.00	0.00	1,755,990.15	0.00	13,322,557.53	0.00	0.00	1,140,477.57
General Management and Supervision	100000100001000	16,219,025.25	0.00	16,219,025.25	16,219,025.25	0.00	0.00	0.00	16,219,025.25	2,896,467.72	0.00	0.00	0.00	2,896,467.72	1,755,990.15	0.00	0.00	0.00	1,755,990.15	0.00	13,322,557.53	0.00	0.00	1,140,477.57
MOOE		15,991,725.25	0.00	15,991,725.25	15,991,725.25	0.00	0.00	0.00	15,991,725.25	2,896,467.72	0.00	0.00	0.00	2,896,467.72	1,755,990.15	0.00	0.00	0.00	1,755,990.15	0.00	13,095,257.53	0.00	0.00	1,140,477.57
CD		227,300.00	0.00	227,300.00	227,300.00	0.00	0.00	0.00	227,300.00	0.00	0.00	0.00	0.00	0.00	0.00	0.00	0.00	0.00	0.00	227,300.00	0.00	0.00	0.00	
Sub-Total, General Administration and Support		16,219,025.25	0.00	16,219,025.25	16,219,025.25	0.00	0.00	0.00	16,219,025.25	2,896,467.72	0.00	0.00	0.00	2,896,467.72	1,755,990.15	0.00	0.00	0.00	1,755,990.15	0.00	13,322,557.53	0.00	0.00	1,140,477.57
PS		0.00	0.00	0.00	0.00	0.00	0.00	0.00	0.00	0.00	0.00	0.00	0.00	0.00	0.00	0.00	0.00	0.00	0.00	0.00	0.00	0.00	0.00	0.00
MOOE		15,991,725.25	0.00	15,991,725.25	15,991,725.25	0.00	0.00	0.00	15,991,725.25	2,896,467.72	0.00	0.00	0.00	2,896,467.72	1,755,990.15	0.00	0.00	0.00	1,755,990.15	0.00	13,095,257.53	0.00	0.00	1,140,477.57
FinEx (if Applicable)		0.00	0.00	0.00	0.00	0.00	0.00	0.00	0.00	0.00	0.00	0.00	0.00	0.00	0.00	0.00	0.00	0.00	0.00	0.00	0.00	0.00	0.00	0.00
CD		227,300.00	0.00	227,300.00	227,300.00	0.00	0.00	0.00	227,300.00	0.00	0.00	0.00	0.00	0.00	0.00	0.00	0.00	0.00	0.00	227,300.00	0.00	0.00	0.00	0.00
Support to Operations	2000001000000000	642,229.60	0.00	642,229.60	642,229.60	0.00	0.00	0.00	642,229.60	151,209.23	0.00	0.00	0.00	151,209.23	151,209.23	0.00	0.00	0.00	151,209.23	0.00	491,020.37	0.00	0.00	0.00
Auxiliary Services	200000100001000	642,229.60	0.00	642,229.60	642,229.60	0.00	0.00	0.00	642,229.60	151,209.23	0.00	0.00	0.00	151,209.23	151,209.23	0.00	0.00	0.00	151,209.23	0.00	491,020.37	0.00	0.00	0.00
MOOE		642,229.60	0.00	642,229.60	642,229.60	0.00	0.00	0.00	642,229.60	151,209.23	0.00	0.00	0.00	151,209.23	151,209.23	0.00	0.00	0.00	151,209.23	0.00	491,020.37	0.00	0.00	0.00
Sub-Total, Support to Operations		642,229.60	0.00	642,229.60	642,229.60	0.00	0.00	0.00	642,229.60	151,209.23	0.00	0.00	0.00	151,209.23	151,209.23	0.00	0.00	0.00	151,209.23	0.00	491,020.37	0.00	0.00	0.00
PS		0.00	0.00	0.00	0.00	0.00	0.00	0.00	0.00	0.00	0.00	0.00	0.00	0.00	0.00	0.00	0.00	0.00	0.00	0.00	0.00	0.00	0.00	0.00
MOOE		642,229.60	0.00	642,229.60	642,229.60	0.00	0.00	0.00	642,229.60	151,209.23	0.00	0.00	0.00	151,209.23	151,209.23	0.00	0.00	0.00	151,209.23	0.00	491,020.37	0.00	0.00	0.00
FinEx (if Applicable)		0.00	0.00	0.00	0.00	0.00	0.00	0.00	0.00	0.00	0.00	0.00	0.00	0.00	0.00	0.00	0.00	0.00	0.00	0.00	0.00	0.00	0.00	0.00
CD		0.00	0.00	0.00	0.00	0.00	0.00	0.00	0.00	0.00	0.00	0.00	0.00	0.00	0.00	0.00	0.00	0.00	0.00	0.00	0.00	0.00	0.00	0.00
Operations	3000000000000000	118,060,280.84	0.00	118,060,280.84	85,559,760.84	0.00	0.00	0.00	85,559,760.84	14,842,328.52	0.00	0.00	0.00	14,842,328.52	3,213,432.21	0.00	0.00	0.00	3,213,432.21	32,500,520.00	65,804,194.69	0.00	0.00	11,628,896.31
OO : Relevant and quality tertiary education enhanced to achieve inclusive growth and access of poor but deserving students to quality tertiary education (increased)		113,098,443.21	0.00	113,098,443.21	80,597,923.21	0.00	0.00	0.00	80,597,923.21	14,793,728.52	0.00	0.00	0.00	14,793,728.52	3,213,132.21	0.00	0.00	0.00	3,213,132.21	32,500,520.00	65,804,194.69	0.00	0.00	11,580,596.31
HIGHER EDUCATION PROGRAM		113,098,443.21	0.00	113,098,443.21	80,597,923.21	0.00	0.00	0.00	80,597,923.21	14,793,728.52	0.00	0.00	0.00	14,793,728.52	3,213,132.21	0.00	0.00	0.00	3,213,132.21	32,500,520.00	65,804,194.69	0.00	0.00	11,580,596.31
Provision of Higher Education Services	310100100001000	49,645,423.21	0.00	49,645,423.21	49,645,423.21	0.00	0.00	0.00	49,645,423.21	4,943,728.52	0.00	0.00	0.00	4,943,728.52	3,213,132.21	0.00	0.00	0.00	3,213,132.21	0.00	44,701,894.69	0.00	0.00	1,730,596.31
MOOE		49,645,423.21	0.00	49,645,423.21	49,645,423.21	0.00	0.00	0.00	49,645,423.21	4,943,728.52	0.00	0.00	0.00	4,943,728.52	3,213,132.21	0.00	0.00	0.00	3,213,132.21	0.00	44,701,894.69	0.00	0.00	1,730,596.31
Locally-Funded Project(s)		63,453,020.00	0.00	63,453,020.00	30,952,500.00	0.00	0.00	0.00	30,952,500.00	9,850,000.00	0.00	0.00	0.00	9,850,000.00	0.00	0.00	0.00	0.00	0.00	32,500,520.00	21,102,500.00	0.00	0.00	8,850,000.00
ICT Connection and Other Equipment	310100200018000	252,500.00	0.00	252,500.00	252,500.00	0.00	0.00	0.00	252,500.00	0.00	0.00	0.00	0.00	0.00	0.00	0.00	0.00	0.00	0.00	0.00	252,500.00	0.00	0.00	0.00
CD		252,500.00	0.00	252,500.00	252,500.00	0.00	0.00	0.00	252,500.00	0.00	0.00	0.00	0.00	0.00	0.00	0.00	0.00	0.00	0.00	0.00	252,500.00	0.00	0.00	0.00
Infrastructure and Smart Campus Development, Operationalization of Face-to-Face Classes and Upgrading/Procurement of Equipment	310100200023000	20,700,000.00	0.00	20,700,000.00	20,700,000.00	0.00	0.00	0.00	20,700,000.00	0.00	0.00	0.00	0.00	0.00	0.00	0.00	0.00	0.00	0.00	0.00	20,700,000.00	0.00	0.00	0.00

~~Certified Correct:~~
~~JASPER A. PRUDER, CPA~~
~~Budget Officer~~
~~Date: 2023-04-13 14:03:00~~


~~Certified Correct:~~
~~RYAN R. RONQUILLO, CPA~~
~~Accountant~~
~~Date: 2023-04-13 14:03:00~~


~~Recommending Approval:~~
~~JOHN ERWIN S. PANALILIO, CPA~~
~~Chief Finance Officer~~
~~Date:~~


~~Approved By:~~
~~DR. ARNOLD B. VELASCO~~
~~Agency Head~~
~~Date: 2023-04-13 14:05:51~~