

QUARTERLY REPORT OF OPERATION  
As of December 31, 2015

Department : STATE UNIVERSITIES AND COLLEGES  
Agency : TARLAC STATE UNIVERSITY  
Operating Unit :  
Organization Code (UACS) : 08 037 00 00000


X	Current Year Appropriations
	Supplemental Appropriations
	Continuing Appropriations
	Off-Budget Account


Particulars	UACS CODE	Physical Targets					Physical Accomplishments					Variance as of	Remarks
		1st Quarter	2nd Quarter	3rd Quarter	4th Quarter	Total	1st Quarter	2nd Quarter	3rd Quarter	4th Quarter	Total		
1	2	3	4	5	6	7=(3+4+5+6)	8	9	10	11	12=(8+9+10+11)	13	14
<b>Part A</b>													
<b>I. Operations</b>													
<b>MFO 1 - HIGHER EDUCATION SERVICES</b>													
1 Total number of graduates in mandated and priority programs			500		250	750	0	1322	0		1322		Accomplishment exceeded target by 76.26% due to additional programs included in the priority courses under CMO No. 1, 2014
2 Percentage (cumulative) of accredited programs to total number of programs					58.82%	58.82%	0.00%	92.16%	0		92.16%		*PI 2. Please see below
3 Percentage of graduates who finished their academic programs according to the prescribed timeframe			50%		30%	80%	0	76.00%	0		76.00%		Accomplishment is short of target by 5%.
<b>MFO 2 - ADVANCED EDUCATION SERVICES</b>													
1 Total number of graduates in mandated and priority programs		60	21			81		65	0		65		*PI 1. Please see below
2 Percentage of graduates who engaged in employment or whose employment improved within 1 year of graduation		23.75%	23.75%	23.75%	23.75%	95%		100%			100.00%		Accomplishment exceeded target by 5.26%. All advanced education graduates are employed based on the tracer study.
3 Percentage of students who rate timeliness of education delivery/supervision as GOOD or BETTER		2.19% 19.72%	2.19% 19.72%	2.19% 19.72%	2.20% 19.72%	8.77% 78.88%		92.06%			92.06%		Accomplishment exceeded target by 5.03%.
<b>MFO 3 - RESEARCH SERVICES</b>													
1 Number of research studies completed in the last three years		105				105	73	11	0	26	110		
2 Percentage of outputs published in a recognized refereed journal or submitted for patenting/patented in the last three years					14.29%	14.29%	5.16%	6.19%	1.03%	2.06%	14.44%		


Particulars	UACS CODE	Physical Targets					Physical Accomplishments					Variance as of _____	Remarks
		1st Quarter	2nd Quarter	3rd Quarter	4th Quarter	Total	1st Quarter	2nd Quarter	3rd Quarter	4th Quarter	Total		
1	2	3	4	5	6	7=(3+4+5+6)	8	9	10	11	12=(8+9+10+11)	13	14
3 Percentage of research projects conducted or completed on schedule (1 year)					41.67%	41.67%	6.02%	10.84%	2.41%	30.12%	49.39%		
<b>MFO 4 - TECHNICAL ADVISORY EXTENSION SERVICES</b>													
1 No. of persons trained weighted by the length of training		1,013				1,013	292.5	289.5	374	58.5	1014.5		
2 Percentage of trainees/clients who rate services rendered as good/better		20.015%	20.015%	20.015%	20.015%	80.06%	100.00%	100.00%	100.00%		100.00%		
3 Percentage of persons given advisory services who rate timeliness of service delivery as good or better		25%	25%	25%	25%	100.00%	100.00%	100.00%	100.00%		100.00%		
<b>II. Projects</b>													
Target 1													
Target 2													
<b>III. Automatic Appropriations</b>													
Special Account in the General Fund (Please specify)													
<b>MFO 1 - [Description]</b>													
Performance Indicator (Set 1)													
<b>Part B</b>													
<b>Major Programs/Projects</b>													
<b>KRA No. 2 - Poverty Reduction and Empowerment of the Poor and the Vulnerable/Rapid Inclusive and Sustained Economic Growth</b>													
<b>Program Budgeting:</b>													
MPP													

\*PI 2 - Accomplishment exceeded target by 56.68% due to: (1) Institutional Accreditation as one of the targets of the University for 2015; (2) One of the requirements for Institutional Accreditation is the accreditation of all programs; (3) Some programs were submitted for accreditation earlier than the end of their validity; (4) 37 programs are accreditable for 2015 and 4 programs are not yet accreditable while 10 are advanced education programs.

\*PI 1. Accomplishment is short of target by 19.75%. This is due to: (1) The start of the academic calendar was moved from June to August; (2) The graduation of 62 candidates scheduled on October 2015 was moved to January 28, 2016; (3) If the graduation was held in October 2015, the accomplishment rate could have been 156.79%.

Prepared By:  
  
 REDEMPTOR G. TOLEDANO  
 Planning Officer  
 Date:

In coordination with:  
  
 JESUS S. DANGANAN  
 Budget Officer IV  
 Date:

Approved by:  
  
 MYRNA G. MALLARI, DBA  
 President  
 Date: