

**SUMMARY OF APPROPRIATIONS, ALLOTMENTS, OBLIGATIONS, DISBURSEMENTS AND BALANCES BY OBJECT OF EXPENDITURES**  
As of the Quarter Ending September 30, 2016

FAR No. 1-A

Department: State Universities and Colleges  
Agency/Operating Unit : TARLAC STATE UNIVERSITY  
Region/Province/City: Region III/ Tarlac  
Fund: 101

X	Current Year Appropriations
	Supplemental Appropriations
	Continuing Appropriations

Particulars	UACS CODE	Appropriations			Current Year Obligations							Current Year Disbursements					Balances					
		Authorized Appropriation	Adjustments	Adjusted Appropriations	Allotments Received	Adjustments (Withdrawal, Realignment)	Transfer To	Transfer From	Adjusted Total Allotments	1st Quarter ending March 31	2nd Quarter ending June 30	3rd Quarter ending Sept. 30	4th Quarter ending Dec. 31	Total	1st Quarter ending March 31	2nd Quarter ending June 30	3rd Quarter ending Sept. 30	4th Quarter ending Dec. 31	Total	Unreleased Appropriation	Unobligated Allotment	Output Obligations (15-20) = (21+22) Due and Demandable
1	2	3	4	5 = (3+4)	6	7	8	9	10 = [(6+(-)7)-8+9]	11	12	13	14	15 = (11+12+13+14)	16	17	18	19	20 = (16+17+18+19)	21=(5-10)	22= (10-15)	23
<b>A. AGENCY SPECIFIC BUDGET</b>																						
Personnel Services																						
Salaries and Wages	50101000 00																					
Salaries and Wages - Regular	50101010 00																					
Salaries and Wages - Civilian	50101010 01	124,913,000.00		124,913,000.00	124,913,000.00				124,913,000.00	29,458,873.66	29,786,356.51	31,462,811.39		90,708,041.56	29,458,046.14	29,733,368.96	31,098,109.77		90,289,524.87		34,204,958.44	418,516.69
Salaries and Wages - Military/Uniformed	50101010 02																					
Salaries and Wages - Contractual	50101020 00																275,000.00		275,000.00			(275,000.00)
Other Compensation	50102000 00																					
Personnel Economic Relief Allowance (PERA)	50102010 00																					
PERA - Civilian	50102010 01	8,496,000.00		8,496,000.00	8,496,000.00				8,496,000.00	2,084,419.35	2,128,565.05	2,025,968.03		6,238,952.43	2,084,419.35	2,123,051.61	2,017,984.69		6,225,455.65		2,257,047.57	13,496.78
PERA - Military/Uniformed Personnel	50102010 02																					
Representation Allowance (RA)	50102020 00	240,000.00		240,000.00	240,000.00				240,000.00	70,500.00	70,500.00	83,250.00		224,250.00	70,500.00	70,500.00	83,250.00		224,250.00		15,750.00	
Transportation Allowance (TA)	50102030 00	240,000.00		240,000.00	240,000.00				240,000.00	70,500.00	70,500.00	83,250.00		224,250.00	70,500.00	70,500.00	83,250.00		224,250.00		15,750.00	
Clothing / Uniform Allowance	50102040 00																					
Clothing/Uniform Allowance - Civilian	50102040 01	1,770,000.00		1,770,000.00	1,770,000.00				1,770,000.00	1,692,500.00	10,000.00	3,897.88		1,706,397.88		1,702,500.00	3,897.88		1,706,397.88		63,602.12	
Shoes Allowance - Civilian	50102040 02																					
Clothing/Uniform Allowance - Military/Uniformed Personnel	50102040 03																					
Clothing/Uniform Allowance - Initial-Military/Uniformed Personnel	50102040 04																					
Clothing/Uniform Allowance - Special-Military/Uniformed Personnel	50102040 05																					
Clothing/Uniform Allowance - Cold Weather-Military/Uniformed Personnel	50102040 06																					
Clothing/Uniform Allowance - Reenlistment-Military/Uniformed Personnel	50102040 07																					
Clothing/Uniform Allowance - Winter-Military/Uniformed Personnel	50102040 08																					
Clothing/Uniform Allowance - Combat-Military/Uniformed Personnel	50102040 09																					
Clothing/Uniform Allowance - Maintenance-Cold Weather	50102040 10																					
Clothing/Uniform Allowance - Replacement-Military/Uniformed Personnel	50102040 11																					
Subsistence Allowance	50102050 00																					
Subsistence Allowance - Military/Uniformed Personnel	50102050 01																					
Subsistence Allowance-Magna Carta Science & Technology	50102050 02																					
Subsistence Allowance-Magna Carta for Public Health Workers	50102050 03	54,000.00		54,000.00	54,000.00				54,000.00	12,150.00	12,150.00	12,150.00		36,450.00	12,150.00	12,150.00	12,150.00		36,450.00		17,550.00	
Laundry Allowance-Magna Carta for Public Health Workers	50102060 04	3,000.00		3,000.00	3,000.00				3,000.00	675.00	675.00	675.00		2,025.00	675.00	675.00	675.00		2,025.00		975.00	
Productivity Incentive Allowance - Civilian	50102080 01																					
Honoraria - Civilian	50102100 01	620,000.00		620,000.00	620,000.00				620,000.00		778,486.25			778,486.25		778,486.25			778,486.25		(158,486.25)	
Longevity Pay - Civilian	50102120 01																					
Overtime and Night Pay	50102130 00																					
Year end Bonus - Civilian	50102140 01	10,091,000.00		10,091,000.00	10,091,000.00				10,091,000.00													
Cash Gift - Civilian	50102150 01	1,770,000.00		1,770,000.00	1,770,000.00				1,770,000.00													
Productivity Enhancement Incentive - Civilian	50102990 12	1,770,000.00		1,770,000.00	1,770,000.00				1,770,000.00													
Personnel Benefit Contributions	50103000 00																					
Retirement and Life Insurance	50103010 00																					
Pag-Ibig - Civilian	50103020 01	425,000.00		425,000.00	425,000.00				425,000.00	104,900.00	105,900.00	100,812.50		311,612.50	105,000.00	104,100.00	100,700.00		309,800.00		113,387.50	1,812.50
Philhealth - Civilian	50103030 01	1,132,000.00		1,132,000.00	1,132,000.00				1,132,000.00	273,212.50	377,787.50	271,550.00		922,550.00	273,212.35	377,787.50	272,750.00		923,749.85		209,450.00	(1,199.85)
ECIP - Civilian	50103040 01	424,000.00		424,000.00	424,000.00				424,000.00	105,167.54	103,854.82	100,421.75		309,444.11	105,167.54	103,854.82	100,421.75		309,444.11		114,555.89	
Other Personnel Benefits	50104000 00																					
Pension Benefits - Civilian	50104010 01																					
Pension Benefits - Military/Uniformed Personnel	50104010 02																					
Retirement Gratuity - Civilian	50104020 01																					
Retirement Benefits - Military/Uniformed Personnel	50104020 02																					
Terminal Leave Benefits - Civilian	50104030 01	284,000.00		284,000.00	284,000.00				284,000.00													
Other Personnel Benefits	50104990 00																					
Other Personnel Benefits	50104990 99																					
		<b>152,232,000.00</b>		<b>152,232,000.00</b>	<b>152,232,000.00</b>				<b>152,232,000.00</b>	<b>33,872,898.05</b>	<b>33,444,775.13</b>	<b>34,144,786.65</b>		<b>101,462,459.73</b>	<b>32,179,670.38</b>	<b>35,076,974.14</b>	<b>34,048,189.09</b>		<b>101,304,833.61</b>		<b>50,769,540.27</b>	<b>157,626.12</b>






Particulars	UACS CODE	Appropriations			Current Year Obligations						Current Year Disbursements					Balances						
		Authorized Appropriation	Adjustments	Adjusted Appropriations	Allotments Received	Adjustments (Withdrawal, Realignment)	Transfer To	Transfer From	Adjusted Total Allotments	1st Quarter ending March 31	2nd Quarter ending June 30	3rd Quarter ending Sept. 30	4th Quarter ending Dec. 31	Total	1st Quarter ending March 31	2nd Quarter ending June 30	3rd Quarter ending Sept. 30	4th Quarter ending Dec. 31	Total	Unreleased Appropriation	Unobligated Allotment	Onpaid Obligations (15-20) = (23+24)
		3	4	5 = (3+4)	6	7	8	9	10 = ((6+(-)7)-8+9)	11	12	13	14	15 = (11+12+13+14)	16	17	18	19	20 = (16+17+18+19)	21 = (5-10)	22 = (10-15)	23
Budgetary Support to Government-Owned and/or Controlled	50214040 00			-					-					-					-			
Subsidy Support to Operations of GOCCs	50214040 01			-					-					-					-			
Road Networks	50214040 02			-					-					-					-			
Flood Control Systems	50214040 03			-					-					-					-			
Sewer Systems	50214040 04			-					-					-					-			
Water Supply Systems	50214040 05			-					-					-					-			
Power Supply Systems	50214040 06			-					-					-					-			
Communications System	50214040 07			-					-					-					-			
Seaport Systems	50214040 08			-					-					-					-			
Airport Systems	50214040 09			-					-					-					-			
Parks, Plazas and Monuments	50214040 10			-					-					-					-			
Other Infrastructure Assets	50214040 99			-					-					-					-			
Financial Assistance to NGOs/POs	50214050 00			-					-					-					-			
Internal Revenue Allotment	50214060 00			-					-					-					-			
Subsidies - Others	50214990 00			-					-					-					-			
<b>Taxes, Insurance Premiums and Other Fees</b>	<b>50215000 00</b>			-					-					-					-			
Taxes, Duties and Licenses	50215010 00	255,000.00		255,000.00	255,000.00				255,000.00	5,538.12	5,818.12	200.00		11,556.24	3,009.06	1,950.00	200.00		5,159.06		243,443.76	6,397.18
Fidelity Bond Premiums	50215020 00	75,000.00		75,000.00	75,000.00				75,000.00	15,843.75	36,937.50	15,168.75		67,950.00	15,843.75	36,937.50	15,168.75		67,950.00		7,050.00	-
Insurance Expenses	50215030 00			-					-					-					-			
<b>Other Maintenance and Operating Expenses</b>	<b>50299000 00</b>			-					-					-					-			
Advertising Expenses	50299010 00	53,000.00		53,000.00	53,000.00				53,000.00	4,000.00				4,000.00	4,000.00				4,000.00		49,000.00	-
Printing and Binding Expenses	50299020 00	573,000.00		573,000.00	573,000.00				573,000.00	427,190.00				427,190.00	401,840.00	6,400.00			408,240.00		145,810.00	18,950.00
Representation Expenses	50299030 00	498,000.00		498,000.00	498,000.00				498,000.00	146,601.00	50,000.00	161,563.77		358,164.77	81,111.00	100,001.38	157,313.77		338,426.15		139,835.23	19,738.62
Rent - Motor Vehicles	50299050 03	135,000.00		135,000.00	135,000.00				135,000.00	13,400.00	22,300.00			35,700.00		35,700.00			35,700.00		99,300.00	-
Membership Dues and Contributions to Organizations	50299060 00	163,000.00		163,000.00	163,000.00				163,000.00	76,500.00				76,500.00	76,500.00				76,500.00		86,500.00	-
Subscription Expenses	50299070 00	147,000.00		147,000.00	147,000.00				147,000.00	30,116.00	33,204.00	34,574.00		97,894.00	27,176.00	36,144.00			63,320.00		49,106.00	34,574.00
Donations	50299080 00	20,000.00		20,000.00	20,000.00				20,000.00	20,000.00				20,000.00		20,000.00			20,000.00		-	-
Litigation/Acquired Assets Expenses	50299090 00			-					-					-					-			
<b>Other Maintenance and Operating Expenses</b>	<b>50299990 00</b>			-					-					-					-			
Website Maintenance	50299990 01			-					-					-					-			
Other Maintenance and Operating Expenses	50299990 99	2,412,000.00		2,412,000.00	2,412,000.00				2,412,000.00	1,251,965.70	1,186,142.50	434,024.56		2,872,132.76	1,237,117.72	1,167,734.54	489,788.96		2,894,641.22		(460,132.76)	(22,508.46)
		<b>81,465,000.00</b>		<b>81,465,000.00</b>	<b>81,465,000.00</b>				<b>81,465,000.00</b>	<b>15,247,810.49</b>	<b>15,529,929.83</b>	<b>10,699,986.92</b>	<b>-</b>	<b>41,477,727.24</b>	<b>14,562,831.00</b>	<b>15,232,901.51</b>	<b>10,645,268.79</b>	<b>-</b>	<b>40,431,001.30</b>	<b>-</b>	<b>39,987,272.76</b>	<b>1,046,725.94</b>
<b>Financial Expenses</b>	<b>50301000 00</b>			-					-					-					-			
Management Supervision/Trusteeship Fees	50301010 00			-					-					-					-			
<b>Interest Expenses</b>	<b>50301020 00</b>			-					-					-					-			
Interest Paid to Non Residents	50301020 01			-					-					-					-			
Interest Paid to Residents other than General Government	50301020 02			-					-					-					-			
Interest Paid to other General Government Units	50301020 03			-					-					-					-			
Guarantee Fees	50301030 00			-					-					-					-			
Bank Charges	50301040 00			-					-					-					-			
Commitment fees	50301050 00			-					-					-					-			
Other financial charges	50301990 00			-					-					-					-			

Particulars	UACS CODE	Appropriations				Current Year Obligations						Current Year Disbursements					Balances					
		Authorized Appropriation	Adjustments	Adjusted Appropriations	Allotments Received	Adjustments (Withdrawal, Realignment)	Transfer To	Transfer From	Adjusted Total Allotments	1st Quarter ending March 31	2nd Quarter ending June 30	3rd Quarter ending Sept. 30	4th Quarter ending Dec. 31	Total	1st Quarter ending March 31	2nd Quarter ending June 30	3rd Quarter ending Sept. 30	4th Quarter ending Dec. 31	Total	Unreleased Appropriation	Unobligated Allotment	Unpaid Obligations (15+20+23+24)
1	2	3	4	5 = (3+4)	6	7	8	9	10 = [(6+(-)7)-8+9]	11	12	13	14	15 = (11+12+13+14)	16	17	18	19	20 = (16+17+18+19)	21=(5-10)	22 = (10-15)	23
<b>Capital Outlay</b>																						
Property, Plant and Equipment Outlay																						
Building and Other Structures Outlay	50604040 00																					
Buildings	50604040 01																					
School Buildings	50604040 02	40,093,000.00		40,093,000.00	40,093,000.00				40,093,000.00			38,172,712.58		38,172,712.58			7,142,165.17		7,142,165.17		1,920,287.42	31,030,547.41
Hospitals and Health Centers	50604040 03																					
Markets	50604040 04																					
Slaughterhouses	50604040 05																					
Hostels and Dormitories	50604040 06																					
Ground Water Monitoring Stations	50604040 07																					
Other Structures	50604040 99																					
Machinery and Equipment Outlay	50604050 00																					
Machinery	50604050 01																					
Office Equipment	50604050 02																					
Information and Communication Technology Equip	50604050 03																					
Agricultural and Forestry Equipment	50604050 04																					
Marine and Fishery Equipment	50604050 05																					
Airport Equipment	50604050 06																					
Communication Equipment	50604050 07																					
Construction and Heavy Equipment	50604050 08																					
Disaster Response and Rescue Equipment	50604050 09																					
Military, Police and Security Equipment	50604050 10																					
Medical Equipment	50604050 11																					
Printing Equipment	50604050 12																					
Sports Equipment	50604050 13																					
Technical and Scientific Equipment	50604050 14																					
Other machinery and Equipment	50604050 99																					
Transportation and Equipment Outlay	50604060 00																					
Motor Vehicles	50604060 01																					
Trains	50604060 02																					
Aircrafts and aircrafts ground equipment	50604060 03																					
Watercrafts	50604060 04																					
Other transportation equipment	50604060 99																					
Furniture, fixtures and Books Outlay	50604070 00																					
Furniture and fixture	50604070 01																					
Books	50604070 02																					
Heritage Assets	50604080 00																					
Historical Buildings	50604080 01																					
Works of Arts and Archeological Specimens	50604080 02																					
Other Heritage Assets	50604080 99																					
Other Property, Plant and Equipment Outlay	50604090 00																					
Works/Zoo Animals	50604090 01																					
Other property, Plant and Equipment	50604090 02																					
		40,093,000.00	-	40,093,000.00	40,093,000.00				40,093,000.00			38,172,712.58		38,172,712.58			7,142,165.17		7,142,165.17		1,920,287.42	31,030,547.41
<b>B. AUTOMATIC APPROPRIATIONS</b>																						
Retirement and Life Insurance	50103010 00	15,791,000.00		15,791,000.00	15,791,000.00				15,791,000.00	3,672,760.42	3,827,806.64	3,697,511.86		11,198,078.94	3,672,760.42	3,827,806.64	3,697,511.86		11,198,078.94		4,592,921.06	

Particulars	UACS CODE	Appropriations			Current Year Obligations							Current Year Disbursements					Balances					
		Authorized Appropriation	Adjustments	Adjusted Appropriations	Allotments Received	Adjustments (Withdrawal, Realignment)	Transfer To	Transfer From	Adjusted Total Allotments	1st Quarter ending March 31	2nd Quarter ending June 30	3rd Quarter ending Sept. 30	4th Quarter ending Dec. 31	Total	1st Quarter ending March 31	2nd Quarter ending June 30	3rd Quarter ending Sept. 30	4th Quarter ending Dec. 31	Total	Unreleased Appropriation	Unobligated Allotment	Unpaid Obligations (15-20) = (23+24) Due and Demandable
1	2	3	4	5 = (3+4)	6	7	8	9	10 = [(6+(-)7)-8+9]	11	12	13	14	15 = (11+12+13+14)	16	17	18	19	20 = (16+17+18+19)	21=(5-10)	22= (10-15)	23
<b>C. SPECIAL PURPOSE FUNDS</b>																						
Miscellaneous Personnel Benefits Fund									-					-					-			
Bonus - Civilian	50102140 01	10,808,621.00		10,808,621.00	10,808,621.00				10,808,621.00		10,725,039.75			10,725,039.75		10,725,039.75			10,725,039.75			83,581.25
Lump-sum for Filing of Positions	50104990 07	11,443,000.00		11,443,000.00	11,443,000.00				11,443,000.00	2,681,177.12	2,920,607.63			5,601,784.75	2,681,177.12	2,920,607.63			5,601,784.75			5,841,215.25
Performance Based Bonus-Civilian	50102990 14	3,899,000.00		3,899,000.00	3,899,000.00				3,899,000.00	3,865,900.00				3,865,900.00	3,865,900.00	20,000.00			3,885,900.00			33,100.00 (20,000.00)
Productivity Enhancement Incentive-Civilian	50102990 12																					
Pension and Gratuity Fund																						
Retirement Gratuity - Civilian	50104020 01																					
Terminal Leave Benefits - Civilian	50104030 01	5,020,280.00		5,020,280.00	207,089.00				5,020,280.00	160,383.00	46,706.00	4,749,505.51		4,956,594.51	160,383.00	46,706.00	4,749,505.51		4,956,594.51			63,685.49
Contingent Fund																						
Specify allotment class/object of expenditures																						
Calamity Fund																						
Specify allotment class/object of expenditures																						
Priority Development Assistance Fund																						
Scholarship Expenses																						
Others (please specify)																						
		31,170,901.00		31,170,901.00	26,357,710.00				31,170,901.00	6,707,460.12	13,692,353.38	4,749,505.51		25,149,319.01	6,707,460.12	13,712,353.38	4,749,505.51		25,169,319.01			6,021,581.99 (20,000.00)
Others (please specify)																						
<b>TOTAL CURRENT YEAR BUDGET /APPROPRIATIONS</b>		<b>320,751,901.00</b>	<b>-</b>	<b>320,751,901.00</b>	<b>315,938,710.00</b>	<b>-</b>	<b>-</b>	<b>-</b>	<b>320,751,901.00</b>	<b>59,500,929.08</b>	<b>66,494,864.98</b>	<b>91,464,503.44</b>	<b>-</b>	<b>217,460,297.50</b>	<b>57,112,721.92</b>	<b>67,850,034.67</b>	<b>60,282,640.44</b>	<b>-</b>	<b>185,245,398.03</b>	<b>-</b>	<b>103,291,603.50</b>	<b>32,214,899.47</b>


Certified Correct:




**JESUS S. DANGANAN**  
Budget Officer

Date:

Approved By:

  
**MYRNA Q. MALLARI, DBA**  
President

Certified Correct:

  
**JOHN ERWIN O. PANLILIO**  
OIC, Financial Mgmt. Office

Date: